ACCU-CHEK® TenderLink

Accu-Chek® TenderLink Training Chart

For users of the Accu-Chek TenderLink cannula and infusion set.

The Accu-Chek TenderLink infusion set is intended for the subcutaneous infusion of insulin.

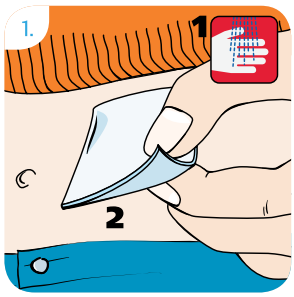

Choose a site away from the waistline, bones, scar tissue, belly button and recently used insertion sites.
Clean hands and the insertion site according to the instructions from your health care professional.
Allow insertion site to dry before inserting the Accu-Chek TenderLink.

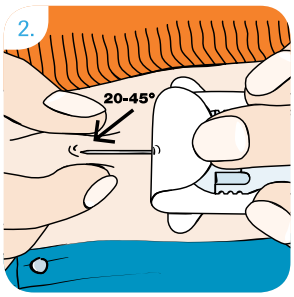

Remove the front half of the adhesive backing and the protective cover of the introducer needle. Pull back the edge of the self-adhesive with the index finger. Pinch together a bit of tissue at the insertion site. Insert the introducer needle into the skin at an angle of 20–45°.

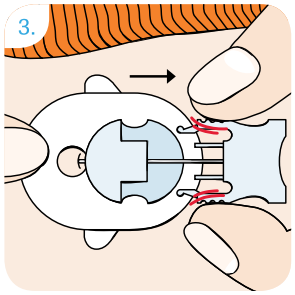

Press the adhesive plaster firmly, ensuring that it makes good contact with the skin. Place one finger in front of the inspection window to hold it. Press the side clips of the introducer needle gently together and at the same time pull the introducer needle out of the skin.
Dispose of the introducer needle in accordance with local regulations.

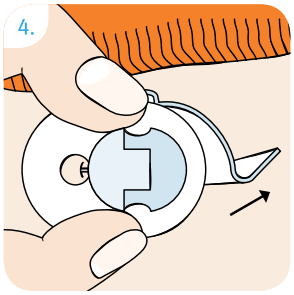

Remove the back half of the adhesive backing and press firmly onto the skin.

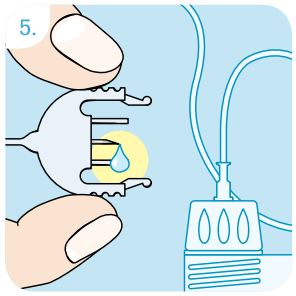

Screw the luer-lock firmly into the pump adapter. Prime the Accu-Chek TenderLink according to the pump manufacturer's operating instructions until the insulin emerges at the tip of the connector needle. Do not leave air bubbles in either the cartridge or the tubing.

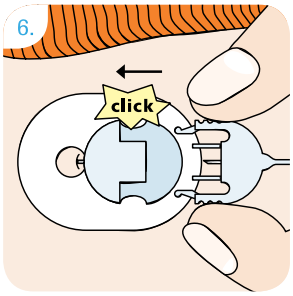

Connect the tubing to the newly inserted cannula with the raised side upwards. A click must be heard when connecting. Fill the empty space of the cannula housing with a bolus of 0.7 units of insulin U-100. Start the pump.

Please refer to the Instructions for Use of the Accu-Chek TenderLink for warnings, precautions and more detailed information.

See our website for the full range of Accu-Chek insulin delivery system products as well as additional tubing and cannula length options.

www.accu-chek.com.au • Pump Hotline: 1800 633 457 • Email: australia.insulinpumps@roche.com

For people with diabetes. Use only as directed. Consult your healthcare professional for advice.
ACCU-CHEK and ACCU-CHEK TENDERLINK are trademarks of Roche.
© 2018 Roche Diabetes Care.
All other product names and trademarks are the property of their respective owners.
Roche Diabetes Care Australia Pty Ltd, ABN 69 602 140 278
24-32 Lexington Drive, Bella Vista NSW 2153
01/2018 AU-209

ACCU-CHEK®