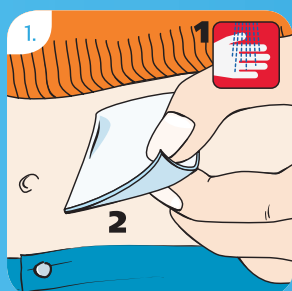
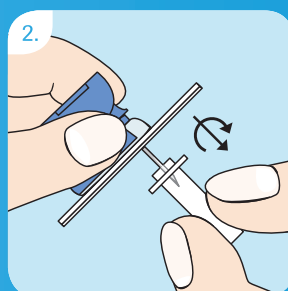


Accu-Chek® FlexLink Training Chart

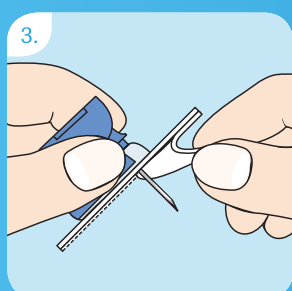
The Accu-Chek FlexLink infusion set is intended for the subcutaneous infusion of insulin.



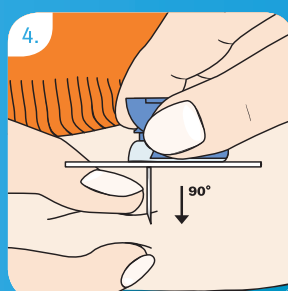
Choose a site away from the waistline, bones, scar tissue, belly button and recently used insertion sites. Clean hands and the insertion site according to the instructions from your health care professional. Allow insertion site to dry before inserting the Accu-Chek FlexLink.



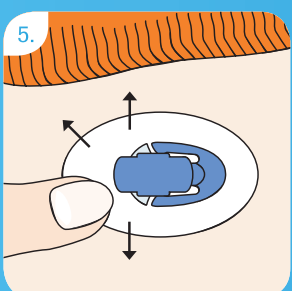
Hold the Accu-Chek FlexLink blue holder cap with thumb and forefinger. Then turn and pull to remove the transparent protective cover.



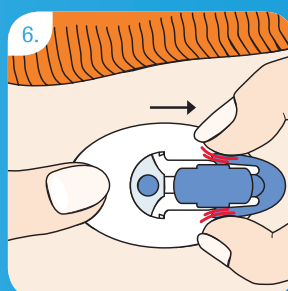
Remove both pieces of the adhesive backing from the cannula.



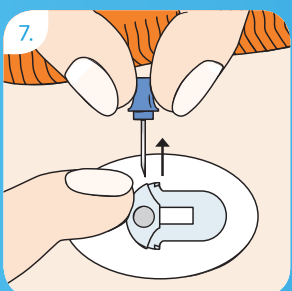
Pinch together a bit of tissue at the disinfected site. Insert the introducer needle and soft cannula quickly and straight into the insertion site, at a 90° angle.



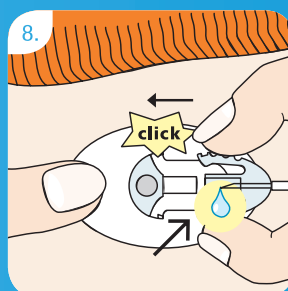
Press the adhesive plaster firmly, ensuring it makes good contact with the skin.



Holding the adhesive plaster in place, gently press the side clips of the blue holder cap and slide it from the cannula housing.



To remove the introducer needle, hold the cannula firmly to your body. Using its handle, withdraw the introducer needle in a straight angle.



Screw the luer-lock firmly into the pump adapter. Prime the Accu-Chek FlexLink tubing according to the pump manufacturer's operating instructions until the insulin emerges at the tip of the connector needle. Do not leave air bubbles in either the cartridge or the tubing. Connect the tubing to the newly inserted cannula. A click must be heard when connecting. Fill the empty space of the cannula housing with a bolus of 1.0 units of insulin U-100. Start the pump.

Please refer to the Instructions for Use of the Accu-Chek FlexLink for detailed information.

Experience what's possible.

www.accu-chek.com.au • Pump Hotline: 1800 633 457 • Email: australia.insulinpumps@roche.com

ACCU-CHEK and ACCU-CHEK FLEXLINK are trademarks of Roche.
© 2013 Roche. All other trademarks are the property of their respective owners.
Roche Diagnostics Australia Pty Ltd, 31 Victoria Avenue, Castle Hill NSW 2154,
ABN 29 003 001 205.
ROCR0205 11/13

ACCU-CHEK®